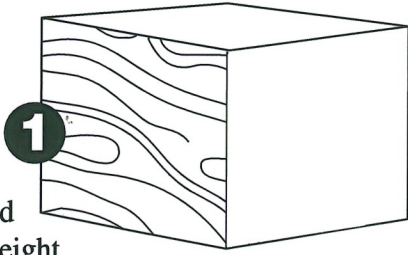
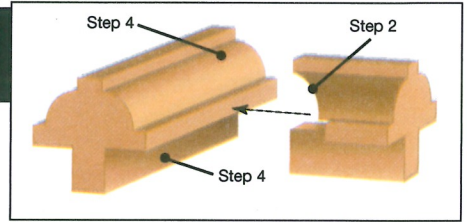
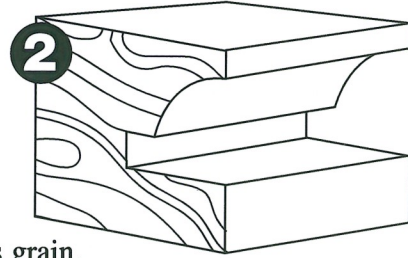



# 3 PIECE MATCHING GLASS DOOR SET

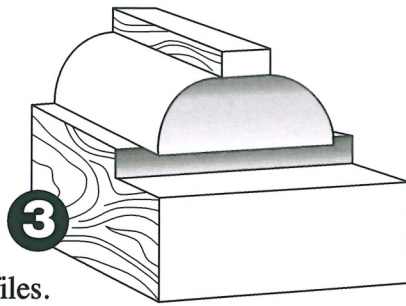

**For Router Table Use Only**




**Step One:**  
Prepare wood to finished height, width and length.



**Step Two:**  
Cope cut the ends (rails) on the cross grain.



**Step Three:**  
Cut stile profiles.



**Step Four:**  
Cut rabbets.